




FuelCell
Energy

3 Great Pasture Road, Danbury, CT 06810
Phone: (203) 825-6000 | Email: info@fce.com
Website: fuelcellenergy.com



Data Sheet

12.5 MW FuelCell Energy Block System™

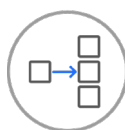
A modular fuel cell system designed to scale on-site power to hundreds of megawatts

12.5 MW FuelCell Energy Block Systems can deliver utility-scale power from a consolidated design and compact footprint. Megawatt-class modules are engineered to thrive in high-output, high-reliability applications demanded by hyperscale and enterprise data centers. The combustion-free systems are designed for clean, quiet, and simple power generation that can grow with your demand.

Key Benefits



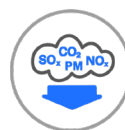
Reliable
power



Scalable
design



High
efficiency



Low
emissions



Fast
deployment



Pre-engineered
package

Primary Fuel Input - Natural Gas

Output and Performance¹

Net Power Output	12.5 MW
Voltage / Frequency ²	13.8 kVAC / 60 Hz
Heat Output (Maximum) ³	31.0 MMBTU/h
Efficiency, Electrical/Overall (LHV)	50% / 85%
Heat Rate, HHV	7,580 BTU/kWh

System Inputs

Fuel Consumption ⁴	94.8 MMBTU/h; 91,570 SCFH
Fuel Inlet Pressure	15 - 20 psig
H ₂ Fuel Blending Range	0% - 50%
Water Consumption/Discharge ⁵	30 gpm / 20 gpm

Emissions

NO _x and CO Emissions	0.01 lb/MWh
PM10, SO _x Emissions	Negligible
VOC	0.02 lb/MWh
CO ₂ Emissions (Electric Only)	886 lb/MWh
CO ₂ Emissions (With Full Heat Recovery) ⁶	554 lb/MWh

Physical and Environmental Attributes

Ambient Temperature Range	-20°F to 120°F
Location	Outdoor
Noise	62 dBA @ 30 ft

Codes and Standards⁷

Safety	ANSI/CSA FC-1, NFPA 70 (NEC)
Grid Interconnection	UL1741, IEEE1547, CA Rule 21
Emissions	CARB 2007, CARB 2013 (Biogas)

¹Ratings at beginning of operation.

²Other medium voltage outputs available upon request.

³Maximum heat recovery based on cooling the exhaust to 120°F.

⁴Based on fuel heating value of 1035 BTU/SCF, HHV.

⁵Water recovery solutions that minimize water consumption and discharge are available upon request.

⁶CO₂ emissions with full heat recovery are based on the total electric and thermal energy available from the system.

⁷Each 2.5 MW FCE 3000 is independently certified to these standards.

March 2026. Material in this data sheet is for informational purposes only and is subject to change without notice. All performance figures herein are +/- 2% and subject to change without notice. Actual performance results may vary depending on the configuration, environment, settings, fuel source, and other factors. FuelCell Energy assumes no liability resulting from errors or omissions in this document, or from the use of the information contained herein.



3 Great Pasture Road
Danbury, CT 06810
(203) 825-6000

fuelcellenergy.com

